



STUDENT SATISFACTION SURVEY REPORT FOR THE AY 2020-21

The Student Satisfaction Survey was conducted online by sending Microsoft link from IQAC for the AY 2020-2021 and the analysis report is as below:

Around 30% of students participated in the survey

QUESTION NUMBER	AVERAGE SCORE	QUESTION NUMBER	AVERAGE SCORE
1	4.4	11	4.33
2	4.37	12	4.25
3	4.41	13	4.15
4	4.31	14	4.08
5	4.34	15	4.16
6	4.18	16	4.17
7	4.09	17	4.21
8	4.22	18	4.13
9	4.16	19	4.1
10	4.23	20	4.24

1. How much of the syllabus was covered in the class?

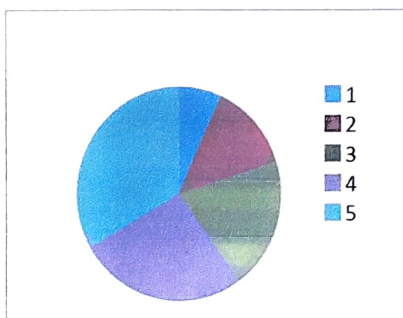
5 – 85 to 100%

4 – 70 to 84%

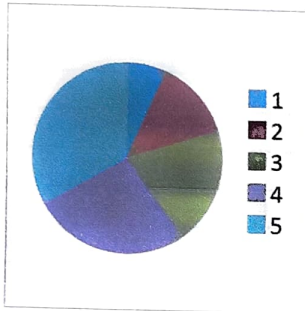
3 – 55 to 69%

2 – 30 to 54%

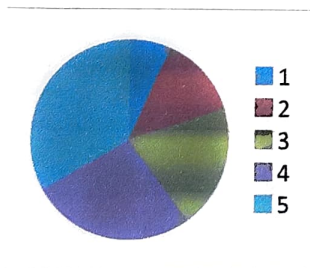
1 – Below 30%



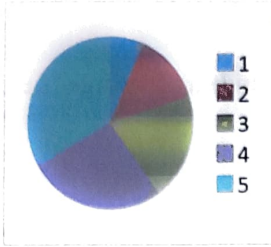
2. How well did the teachers prepare for the classes?
5 – Thoroughly
4 – Satisfactorily
3 – Poorly
2 – Indifferently
1 – Won't teach at all



3. How well were the teachers able to communicate?
5 – Always effective
4 – Sometimes effective
3 – Just satisfactorily
2 – Generally ineffective
1 – Very poor communication



4. The teacher's approach to teaching can best be described as
5 – Excellent
4 – Very good
3 – Good
2 – Fair
1 – Poor



5. Fairness of the internal evaluation process by the teachers.

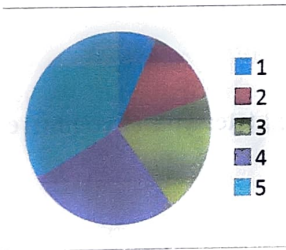
5 – Always fair

4 – Usually fair

3 – Sometimes unfair

2– Usually unfair

1– Unfair



6. Was your performance in assignments discussed with you?

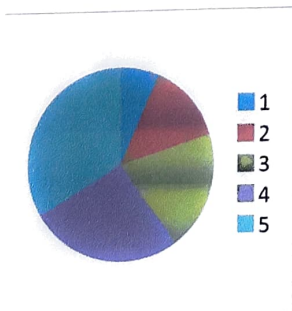
5 – Every time

4– Usually

3– Occasionally/Sometimes

2– Rarely

1– Never



7. The institute takes active interest in promoting internship, student exchange, field visit opportunities for students.

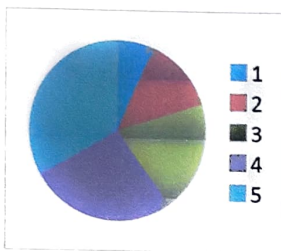
5- Regularly

4- Often

3- Sometimes

2- Rarely

1- Never



8. The teaching and mentoring process in your institution facilitates you in cognitive, social and emotional growth.

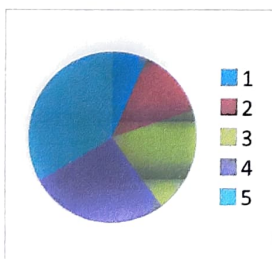
5- Significantly

4- Very well

3- Moderately

2- Marginally

1- Not at all



9. The institution provides multiple opportunities to learn and grow.

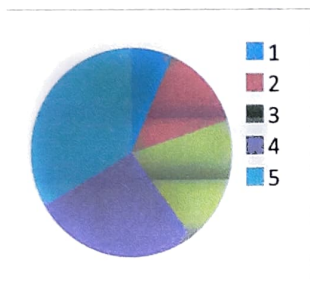
5– Strongly agree

4– Agree

3– Neutral

2– Disagree

1– Strongly disagree



10. Teachers inform you about your expected competencies, course outcomes and programme outcomes.

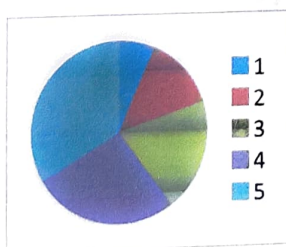
5 – Every time

4– Usually

3– Occasionally/Sometimes

2– Rarely

1– Never



11. Your mentor does a necessary follow-up with an assigned task to you.

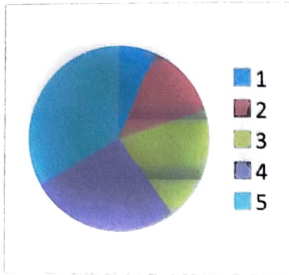
5– Every time

4– Usually

3– Occasionally/Sometimes

2– Rarely

1 – I don't have a mentor



12. The teachers illustrate the concepts through examples and applications.

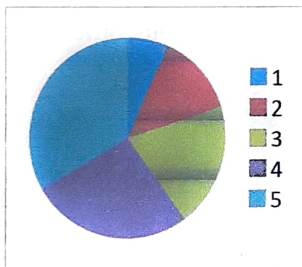
5 – Every time

4– Usually

3– Occasionally/Sometimes

2– Rarely

1– Never



13. The teachers identify your strengths and encourage you with providing right level of challenges.

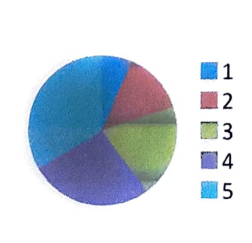
5– Fully

4– Reasonably

3– Partially

2– Slightly

1– Unable to



14. Teachers are able to identify your weaknesses and help you to overcome them.

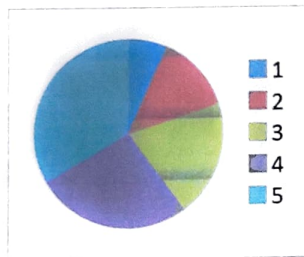
5 – Every time

4– Usually

3– Occasionally/Sometimes

2– Rarely

1– Never



15. The institution makes effort to engage students in the monitoring, review and continuous quality improvement of the teaching learning process.

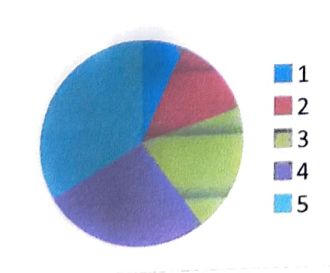
5 – Strongly agree

4– Agree

3– Neutral

2– Disagree

1– Strongly disagree



16. The institute/ teachers use student centric methods, such as experiential learning, participative learning and problem solving methodologies for enhancing learning experiences.

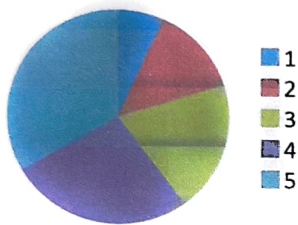
5 – To a great extent

4– Moderate

3– Some what

2– Very little

1– Not at all



17. Teachers encourage you to participate in extracurricular activities.

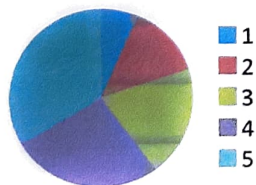
5 – Strongly agree

4– Agree

3– Neutral

2– Disagree

1– Strongly disagree



18. Efforts are made by the institute/ teachers to inculcate soft skills, life skills and employability skills to make you ready for the world of work.

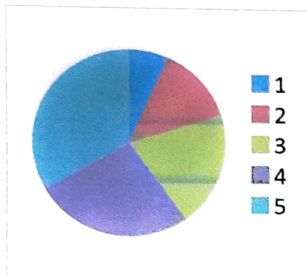
5 – To a great extent

4– Moderate

3– Some what

2– Very little

1– Not at all



19. What percentage of teachers use ICT tools such as LCD projector, Multimedia, etc. while teaching.

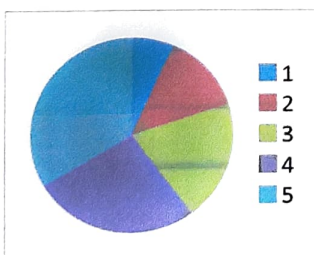
5 – Above 90%

4– 70 – 89%

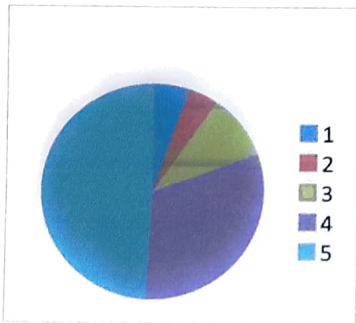
3– 50 – 69%

2– 30 – 49%

1– Below 29%



20. The overall quality of teaching-learning process in your institute is very good.
- 5 – Strongly agree
 - 4 – Agree
 - 3 – Neutral
 - 2 – Disagree
 - 1 – Strongly disagree



IQAC Director
IQAC
30/6/21

Shavit
30-06-2021
Principal, DBIT